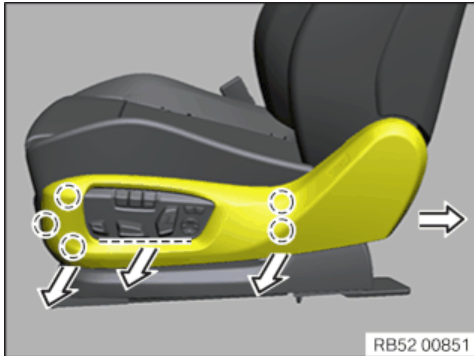


## 52 14 040 Removing and installing/replacing outer cover on left or right front seat

### Prerequisite

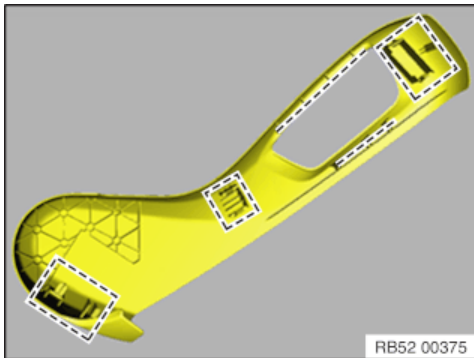
- Move front seat completely towards the front top.

### 1 – Remove outer cover on front seat

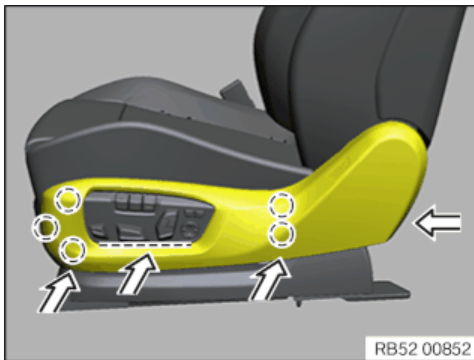


- Unclip the cover from the front to the rear in the direction of the arrow.

### 2 – Install outer cover on front seat



- Check the guides and latch mechanisms in the highlighted area for damage.



- Clip in the covers from the rear to the front in the direction of the arrow.

For informational purposes only. The information on this website is provided AS-IS with no warranties, express or implied, and is not guaranteed to be error-free, up-to-date or complete. NewTIS and BMW assume no liability for any loss or damage arising from the use or reliance on the information and content on this website. The content on this website is subject to change without notice.